

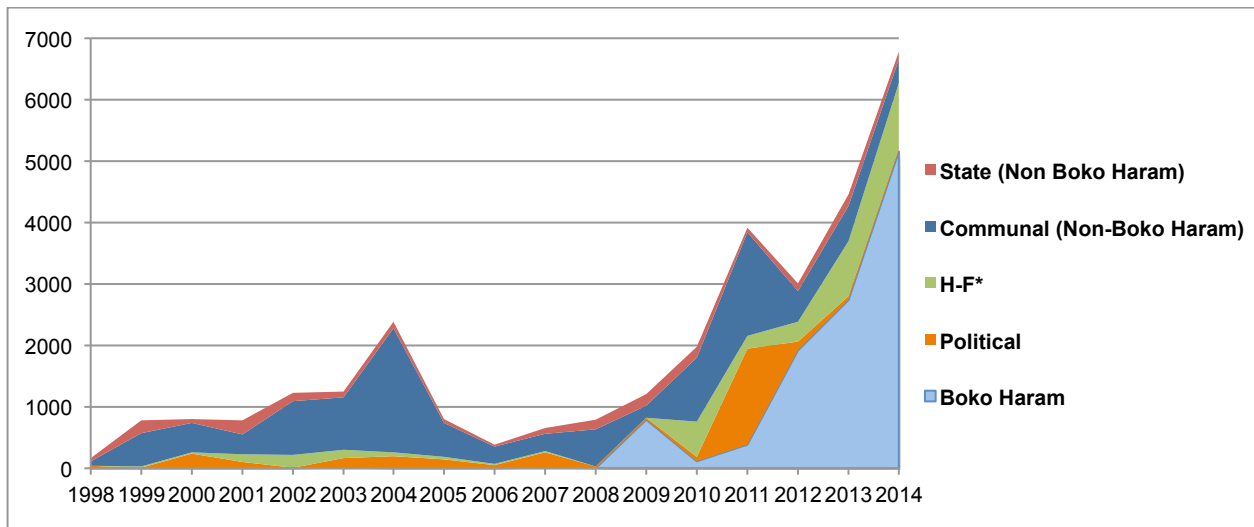
Nigeria Social Violence Project

The Nigeria Social Violence Project is a collaborative effort in the African Studies Program at the Johns Hopkins University School of Advanced International Studies (SAIS) to document social violence in Nigeria from 1998-present. Working from a database of local and international news sources, researchers documented all reported incidents of non-criminal violence in the country, including dates, locations, key actors or divisions, and numbers of casualties.

From January 1998 - August 2014, our analysis has recorded 29,547 deaths from various forms of social violence in Nigeria. Here, we present how social violence has evolved over time on both a categorical and regional basis. Overall, our data show two distinct periods in the post-democratic evolution of social violence in Nigeria. During one period, from 1998-2008, most social violence occurred in the South-South and the Middle Belt states. Casualties resulted from a number of conflicts, including the Niger Delta, which we broadly code as “communal” in nature. From 2009-present, social violence, concentrated in the Northeast, has increased substantially and is increasingly dominated by the Boko Haram insurgency. In recent years, violence has reached levels unprecedented in Nigeria’s post-civil war history.

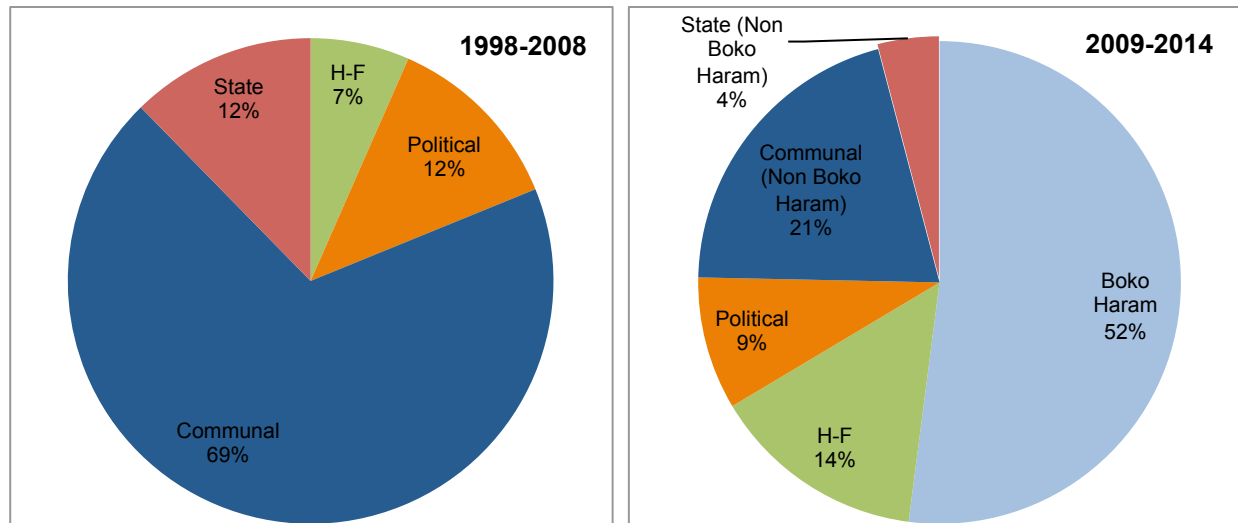
Violence by Category

Figure 1: Fatalities in Nigeria by Category, 1998-2014



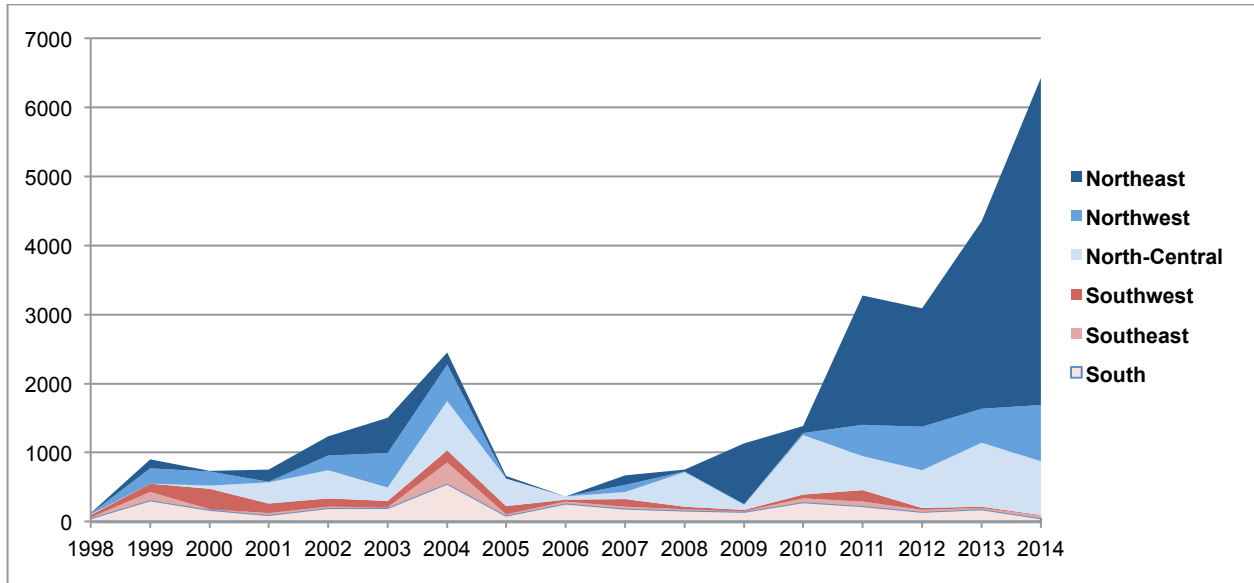
*Herder-Farmer violence. We have distinguished a separate category of violence between herders (pastoralists) and farmers, which is analytically distinct from other types of communal violence and separate from the Boko Haram insurgency.

Figure 2: Fatalities in Nigeria by Category, 1998-2008 and 2009-2014



Violence by Region

Figure 1: Fatalities in Nigeria by Region, 1998-2014



Note: "South" serves as shorthand for the South-South zone, which encompasses the Niger Delta.

Figure 2: Fatalities in Nigeria by Region, 1998-2008 and 2009-2014

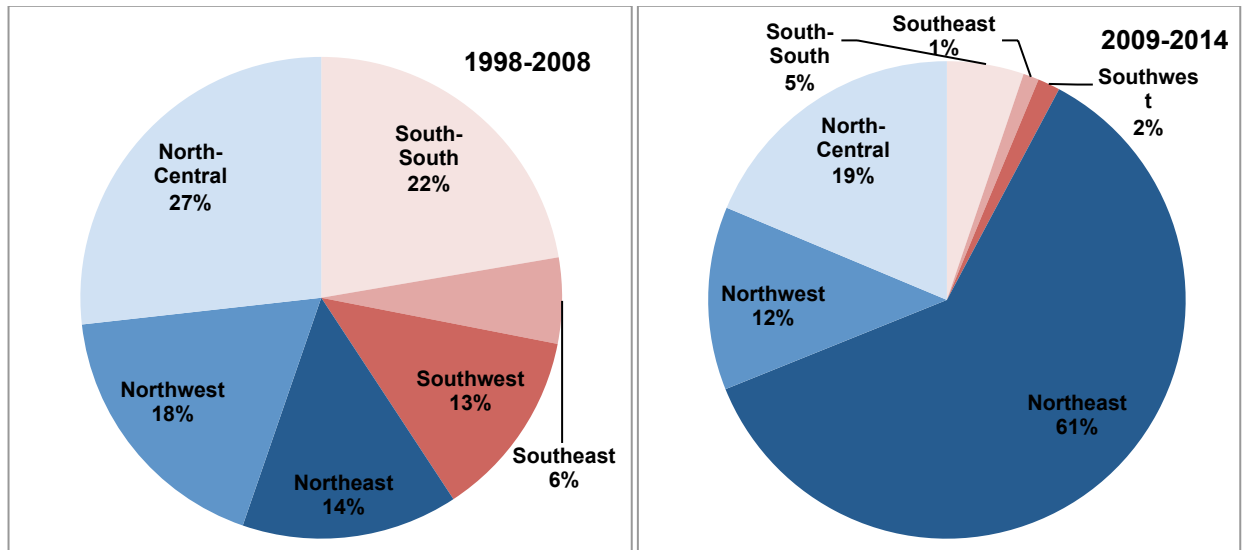


Figure 3: Social Violence Fatalities in Nigeria by State, 1998-2008

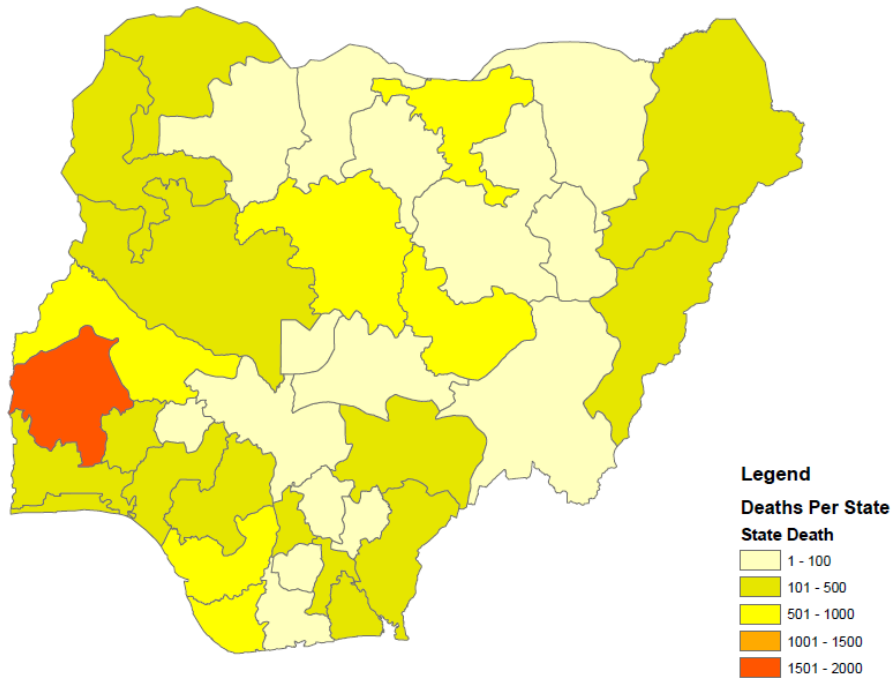


Figure 4: Social Violence Fatalities in Nigeria by State, 2009-2014

